

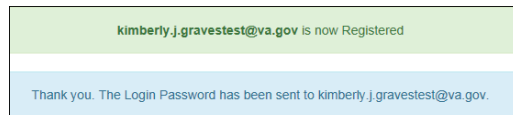


# Transit Benefit Program Registration Quick Guide

- Go to the TRANServe system: <https://transitapp.ost.dot.gov/>
- Click on the  button. The Register Account Information page is displayed.
- **Note:** \* indicates required fields.
- User Name: Enter your official government email address.
- Complete the registration form.
- The Agency field will populate based on the agency domain name in the government email address.
- Click on the  button.
- The Login page is displayed with the confirmation message at the top of the page.



- A temporary password has been sent to your email. Use the temporary password to log into the system.
- The Change Password page will display.
- Current Password: Enter your temporary password.
- **Note:** Do not cut and paste the temporary password.
- Create New Password: Enter your new password in the textbox.
- Reenter New Password: Re-enter your new password in the textbox.
- Create a Hint: Enter a hint to remind you of your password.
- The confirmation message is displayed at the top of the Login page.

