



Through Vision Zero SF we commit to working together to prioritize street safety and eliminate traffic deaths in San Francisco.

VISION ZERO IN SAN FRANCISCO: LEADING WITH DATA TO SAVE LIVES AND ADVANCE EQUITY



POPULATION HEALTH DIVISION
SAN FRANCISCO DEPARTMENT OF PUBLIC HEALTH

June 14, 2018

US DOT Safety Data Forum

Megan Wier, San Francisco Dept. of Public Health

TRAFFIC INJURY IN SAN FRANCISCO: A PUBLIC HEALTH PROBLEM



~30
~500

Every 17
hours

~50% of
patients

Fatalities per year

People hospitalized
with severe injuries
annually in our public
hospital

City Trauma Surgeons
respond to a serious
traffic injury

At Zuckerberg San
Francisco
General's Trauma Center
are treated for
*transportation-related
injury*

\$35M

in medical costs *alone*
per year



DATA IS ESSENTIAL TO ADVANCING CORE VISION ZERO PRINCIPLES

Core Principles



Prevention



Saving Lives



Equity



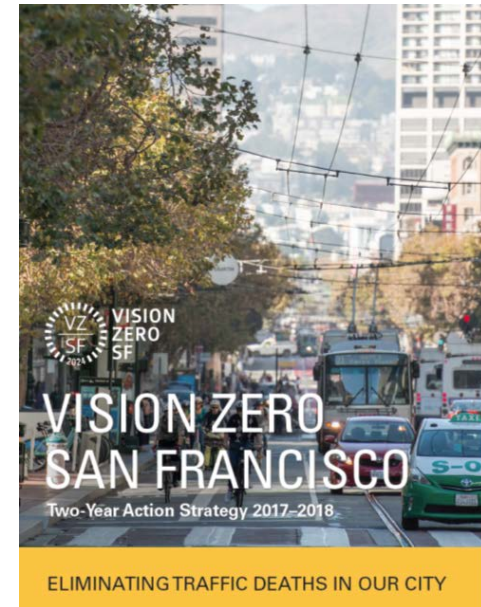
Safe Streets



Safe People and
Safe Vehicles



Speed



DATA-DRIVEN INITIATIVES REQUIRE MORE COMPREHENSIVE INJURY ASSESSMENT

Standard Practice: Police Reported Injury Collisions

- Detailed data about **crash characteristics, cause**
- **Very limited data on injury severity**
- ***Underreporting of injuries***
 - ***~20% underreporting*** of pedestrian injuries (Sciortino et al 2005); ***African Americans less likely in police records***
 - ***~25% underreporting*** of cyclist injuries (Lopez et al 2012)

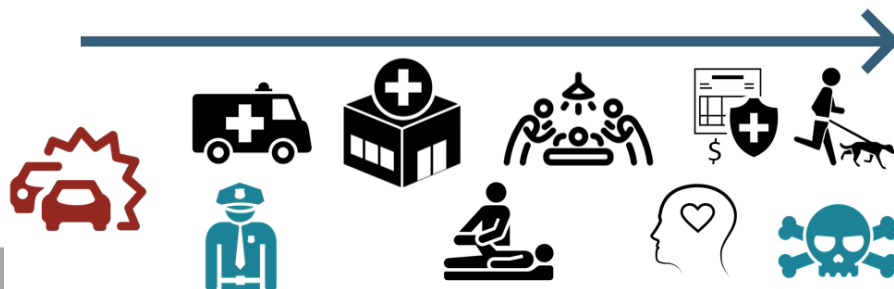
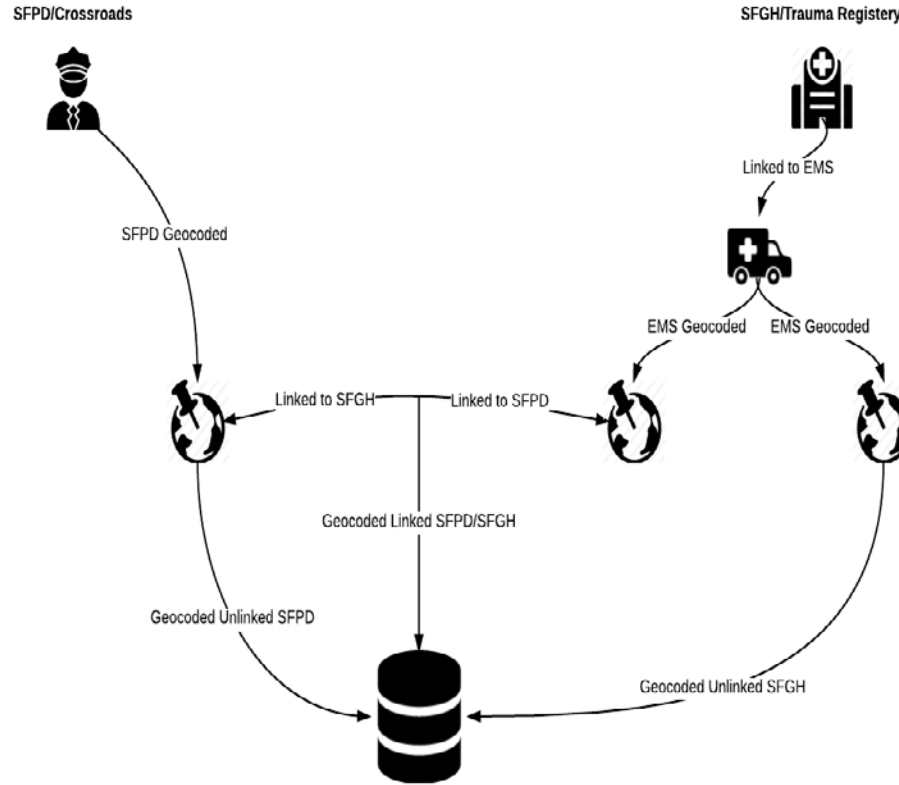


Unintentional Injury: Hospital Medical Records

- **Improved injury severity assessment and detailed health outcome data**
- Comorbidities (**mental illness, hypertension, etc.**)
- **Disability status**
- Demographics (**race/ethnicity, insurance type**)
- **Homelessness**
- ***Limited data on cause, injury location***



SFDPH LINKED THREE YEARS OF HOSPITAL, EMS AND POLICE DATA FOR VZSF INITIATIVES



2017 HIGH INJURY NETWORK

SEVERE AND FATAL INJURY DATA BY SOURCE (2013-2015)



59%
Linked
Police and Hospital
(N=883)



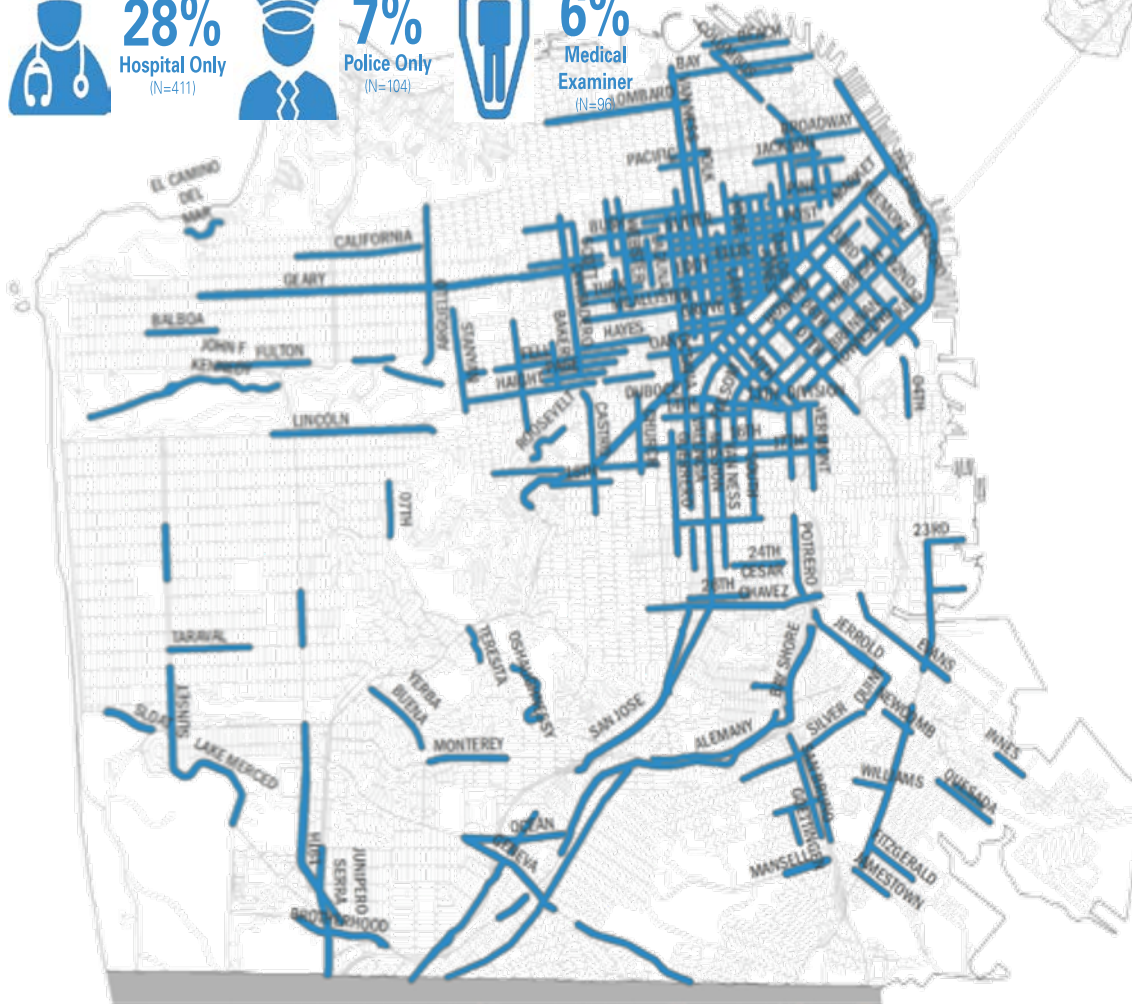
28%
Hospital Only
(N=411)



7%
Police Only
(N=104)



6%
Medical
Examiner
(N=96)



13%
of the city's
street miles



75%
of all severe and
fatal injuries



77%
of pedestrian severe
and fatal injuries



71%
of cyclist severe
and fatal injuries



75%
of vehicle severe
and fatal injuries

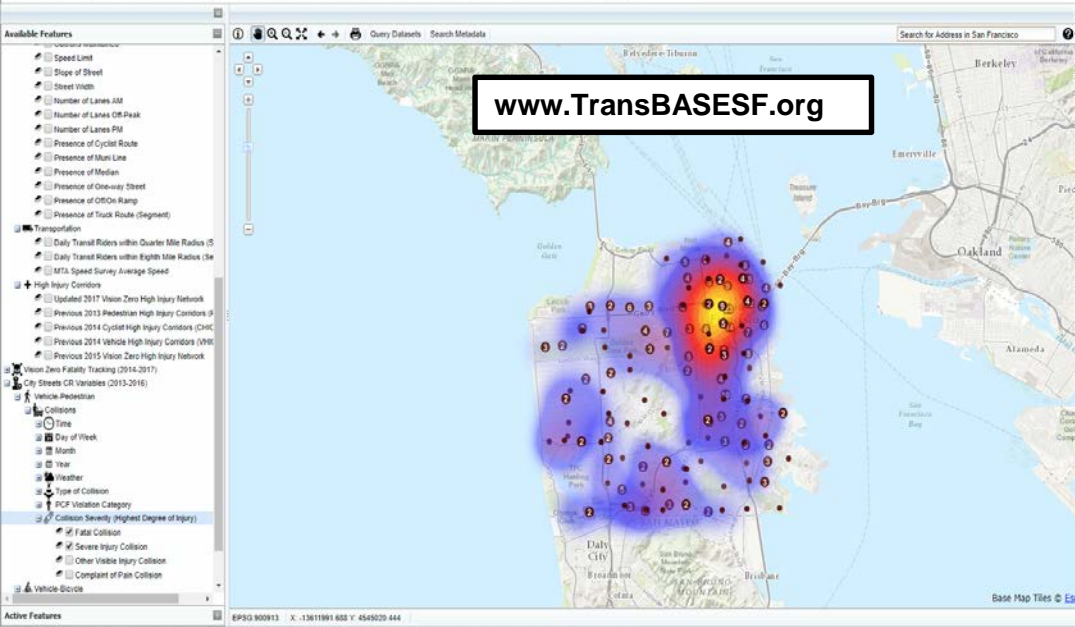


61%
of all transportation-
related injuries

N = 1,494 severe and fatal transportation-related injuries.

SFPD = San Francisco Police Department collision reports, 2013-2015.

ZSFG = Zuckerberg San Francisco General Hospital data linked to Emergency Medical Services data, 2013-2015.



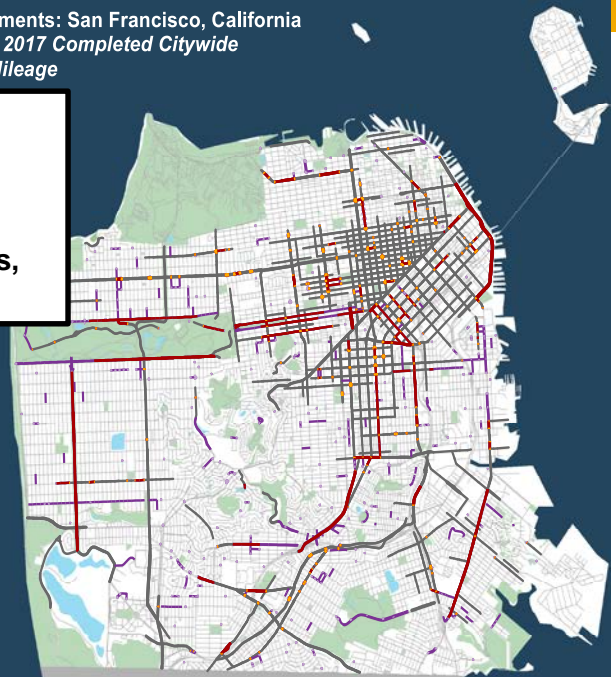
Targeted Engineering:
>33 miles of engineering improvements, 2017

Total Miles Improved Citywide: 76.9
Total Miles Improved on High Injury Network: 33.7

- Intersection Spot Improvement (Complete) On Network: 7.0 Miles
- Street Segment Improvement (Complete) On Network: 26.7 Miles
- Intersection Spot Improvement (Complete) Off Network: 14.7 Miles
- Street Segment Improvement (Complete) Off Network: 28.5 Miles
- Original (2014) and Updated (2017) Vision Zero High Injury Network

Source: SFPD 2017; SFMTA 2017; SFPD 2017

City and County of San Francisco
Department of Public Health
Environmental Health Section



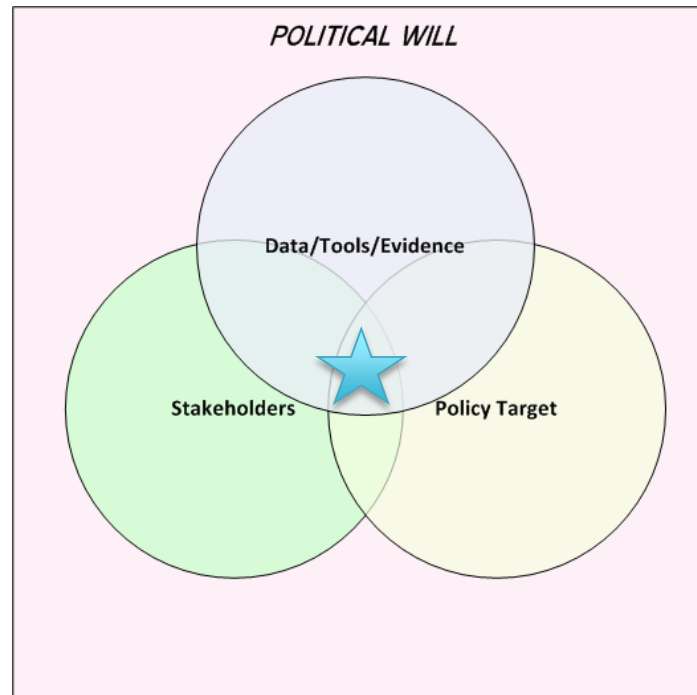
Historic Inequities:
31% of Surface Streets
51% of the High Injury Network



Targeted Education/Enforcement:
Speed Campaign



DATA: ESSENTIAL - BUT NOT SUFFICIENT



Acknowledgements

Devan Morris

GIS Developer and Analyst

Shamsi Soltani

Leilani Schwarcz

Vision Zero Surveillance Epidemiologists

Mimi Tam

Vision Zero Health Program Planner

Zuckerberg San Francisco General Hospital

San Francisco Municipal Transportation Agency

San Francisco Police Department

San Francisco Office of the Medical Examiner

San Francisco Fire Department

American Medical Response

King-American Ambulance Company

San Francisco Transportation Authority

San Francisco Department of Public Works

San Francisco Planning Department

Vision Zero Coalition



Thank you!

MEGAN WIER, MPH

**DIRECTOR, PROGRAM ON HEALTH, EQUITY & SUSTAINABILITY
SAN FRANCISCO DEPARTMENT OF PUBLIC HEALTH
CO-CHAIR, SAN FRANCISCO VISION ZERO TASK FORCE**

MEGAN.WIER@SFDPH.ORG

SFHEALTHEQUITY.ORG

VISIONZEROSF.ORG