






Equal Employment Opportunity Data Posted Pursuant to the No Fear Act



Equal Employment Opportunity Data Posted Pursuant to Title III of the Notification and Federal Employee Antidiscrimination and Retaliation Act of 2002 (No FEAR Act), Pub. L. 107-174


Complaint Activity	Comparative Data					2019 thru 9/30
	Previous Fiscal Year Data					
	2014	2015	2016	2017	2018	
Number of Complaints Filed 	20	14	6	5	11	8
Number of Complainants 	18	11	6	5	11	8
Repeat Filers 	0	1	0	0	0	0

Complaints by Basis  Note: Complaints can be filed alleging multiple bases. The sum of the bases may not equal total complaints filed.	Comparative Data					2019 thru 9/30
	Previous Fiscal Year Data					
	2014	2015	2016	2017	2018	
Race	12	6	2	3	5	4
Color	4	4	1	1	2	1
Religion	1	1	1	0	0	2
Reprisal	10	5	3	4	5	4
Sex (including complaints filed under Equal Pay Act)	8	5	3	2	11	4
National Origin	6	2	0	0	2	2
Age	9	4	4	2	4	2
Disability	8	2	2	4	7	8
NonEEO basis	0	0	0	0	0	1
Genetics	0	0	0	0	1	0
PDA	1	0	0	0	0	0

Complaints by Issues  Note: Complaints can be filed alleging multiple bases. The sum of the bases may not equal total complaints filed.	Comparative Data					2019 thru 9/30
	Previous Fiscal Year Data					
	2014	2015	2016	2017	2018	
Appointment/Hire	1	1	1	0	0	0
Assignment of Duties	3	3	1	1	3	1
Awards	1	0	1	0	0	0
Conversion to Full Time	0	0	0	0	0	0
Disciplinary Action						
Demotion	0	0	1	0	0	0
Reprimand	1	1	0	0	1	1
Removal	0	1	0	0	1	0
Suspension	3	1	0	1	1	0
Other	0	1	0	1	3	0
Duty Hours	0	0	0	0	1	0
Evaluation/Appraisal	4	4	2	2	2	5
Harassment						
Examination/Test	0	0	0	0	0	0
Non-Sexual	10	10	5	5	10	7
Sexual	0	2	0	0	0	1
Medical Examination	0	0	0	0	0	0
Pay Including Overtime	0	0	0	1	2	1
Reassignment						
Promotion/Non Selection	6	4	3	1	1	4
Denied	1	0	1	0	0	0
Directed	0	0	0	0	0	0
Reasonable Accommodation	2	0	0	4	5	2
Reinstatement	0	0	0	0	0	0
Retirement	0	0	0	0	0	0
Termination	1	1	0	0	1	1
Terms/Conditions of Employment	0	0	1	0	1	0
Time and Attendance	4	1	0	1	1	5
Training	1	2	1	0	2	2

Findings Without Hearing	0		0		0		0		0		0	
Appointment/Hire	0	0.0	0	0.0	0	0.0	0	0.0	0	0.0	0	0.0
Assignment of Duties	0	0.0	0	0.0	0	0.0	0	0.0	0	0.0	0	0.0
Awards	0	0.0	0	0.0	0	0.0	0	0.0	0	0.0	0	0.0
Conversion to Full Time	0	0.0	0	0.0	0	0.0	0	0.0	0	0.0	0	0.0
Disciplinary Action												
Demotion	0	0.0	0	0.0	0	0.0	0	0.0	0	0.0	0	0.0
Reprimand	0	0.0	0	0.0	0	0.0	0	0.0	0	0.0	0	0.0
Suspension	0	0.0	0	0.0	0	0.0	0	0.0	0	0.0	0	0.0
Removal	0	0.0	0	0.0	0	0.0	0	0.0	0	0.0	0	0.0
Other	0	0.0	0	0.0	0	0.0	0	0.0	0	0.0	0	0.0
Duty Hours	0	0.0	0	0.0	0	0.0	0	0.0	0	0.0	0	0.0
Evaluation/Appraisal	0	0.0	0	0.0	0	0.0	0	0.0	0	0.0	0	0.0
Examination/Test	0	0.0	0	0.0	0	0.0	0	0.0	0	0.0	0	0.0
Harassment												
Non-Sexual	0	0.0	0	0.0	0	0.0	0	0.0	0	0.0	0	0.0
Sexual	0	0.0	0	0.0	0	0.0	0	0.0	0	0.0	0	0.0
Medical Examination	0	0.0	0	0.0	0	0.0	0	0.0	0	0.0	0	0.0
Pay Including Overtime	0	0.0	0	0.0	0	0.0	0	0.0	0	0.0	0	0.0
Promotion/Non Selection	0	0.0	0	0.0	0	0.0	0	0.0	0	0.0	0	0.0
Reassignment												
Denied	0	0.0	0	0.0	0	0.0	0	0.0	0	0.0	0	0.0
Directed	0	0.0	0	0.0	0	0.0	0	0.0	0	0.0	0	0.0
Reasonable Accommodation	0	0.0	0	0.0	0	0.0	0	0.0	0	0.0	0	0.0
Reinstatement	0	0.0	0	0.0	0	0.0	0	0.0	0	0.0	0	0.0
Retirement	0	0.0	0	0.0	0	0.0	0	0.0	0	0.0	0	0.0
Termination	0	0.0	0	0.0	0	0.0	0	0.0	0	0.0	0	0.0
Terms/Conditions of Employment	0	0.0	0	0.0	0	0.0	0	0.0	0	0.0	0	0.0
Time and Attendance	0	0.0	0	0.0	0	0.0	0	0.0	0	0.0	0	0.0
Training	0	0.0	0	0.0	0	0.0	0	0.0	0	0.0	0	0.0
User Defined Other	0	0.0	0	0.0	0	0.0	0	0.0	0	0.0	0	0.0

Pending Complaints Filed in Previous Fiscal Years by Status 	Comparative Data					2019 thru 9/30
	Previous Fiscal Year Data					
	2014	2015	2016	2017	2018	
Total complaints from previous Fiscal Years	10	19	17	20	20	27
Total Complainants	9	15	11	13	12	20
Number complaints pending 						
Investigation	0	0	0	0	1	1
Hearing	7	15	15	17	16	20
Final Agency Action	2	2	2	2	2	3
Appeal with EEOC Office of Federal Operations	1	2	0	1	1	3

Complaint Investigations 	Comparative Data					2019 thru 9/30
	Previous Fiscal Year Data					
	2014	2015	2016	2017	2018	
Pending Completion Where Investigation Exceeds Required Time Frames	0	0	0	0	1	2