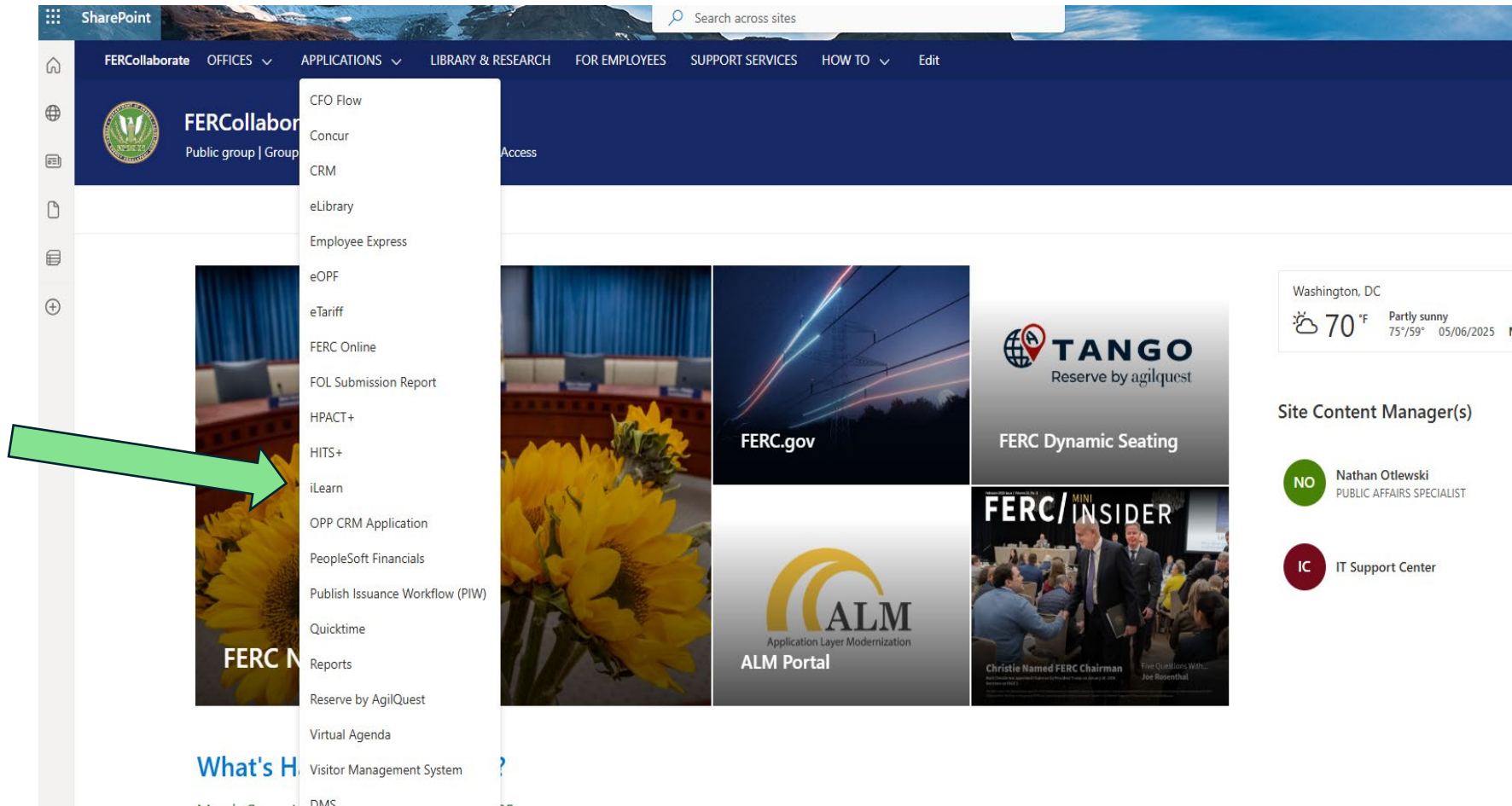


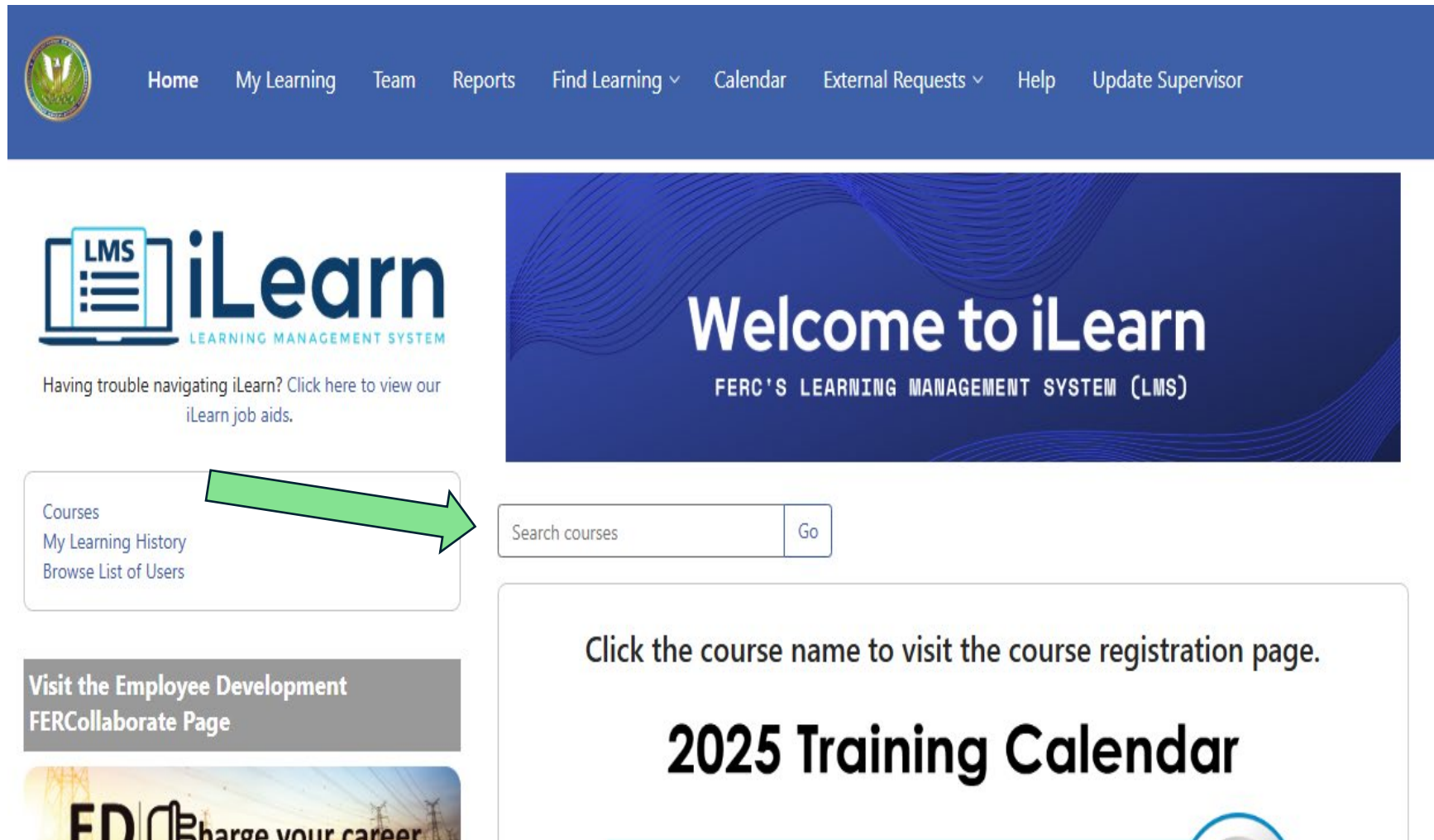
The Transit Benefit Awareness Training is required and must be completed prior to enrolling in the transit benefit program. To complete the training, please follow the instructions below:

- (1) Login into your FERC issued iPad, laptop or desktop.
- (2) Go to FERCollaborate.
- (3) Under the Applications tab, click the iLearn app.




The screenshot shows the FERCollaborate SharePoint site. The top navigation bar includes 'SharePoint', a search bar, and tabs for 'OFFICES', 'APPLICATIONS', 'LIBRARY & RESEARCH', 'FOR EMPLOYEES', 'SUPPORT SERVICES', 'HOW TO', and 'Edit'. The 'APPLICATIONS' menu is open, displaying a list of applications: CFO Flow, Concur, CRM, eLibrary, Employee Express, eOPF, eTariff, FERC Online, FOL Submission Report, HPACT+, HITS+, iLearn, OPP CRM Application, PeopleSoft Financials, Publish Issuance Workflow (PIW), Quicktime, Reports, Reserve by AgilQuest, Virtual Agenda, Visitor Management System, and DMS. A green arrow points to the 'iLearn' application. The main content area features a grid of tiles: 'FERC.gov', 'FERC Dynamic Seating', 'ALM Portal' (Application Layer Modernization), and 'FERC/INSIDER' (with a sub-headline 'Christie Named FERC Chairman'). On the right, there is a weather widget for Washington, DC (70°F, Partly sunny, 75°/59°, 05/06/2025) and a 'Site Content Manager(s)' section listing 'Nathan Otlewski, PUBLIC AFFAIRS SPECIALIST' and 'IT Support Center'.

(4) In the search courses block, input Transit Benefit.



The screenshot shows the iLearn Learning Management System (LMS) homepage. At the top is a blue navigation bar with the FERC logo and links for Home, My Learning, Team, Reports, Find Learning (with a dropdown arrow), Calendar, External Requests (with a dropdown arrow), Help, and Update Supervisor. Below the navigation bar, on the left, is the iLearn logo with the text "LEARNING MANAGEMENT SYSTEM" and a link for "Having trouble navigating iLearn? Click here to view our iLearn job aids." To the right of the logo is a large blue banner with the text "Welcome to iLearn" and "FERC'S LEARNING MANAGEMENT SYSTEM (LMS)". Below the banner, on the left, is a white box containing links for "Courses", "My Learning History", and "Browse List of Users". A green arrow points from this box to a search bar on the right. The search bar has the placeholder text "Search courses" and a "Go" button. Below the search bar is a white box with the text "Click the course name to visit the course registration page." and a large heading "2025 Training Calendar". At the bottom left, there is a banner for "FD Charge your career" with an image of power lines.

Home My Learning Team Reports Find Learning ▾ Calendar External Requests ▾ Help Update Supervisor

 **iLearn**
LEARNING MANAGEMENT SYSTEM

Having trouble navigating iLearn? Click here to view our iLearn job aids.

Courses
My Learning History
Browse List of Users

Search courses Go

Click the course name to visit the course registration page.

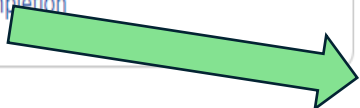
2025 Training Calendar

FD Charge your career



Transit Benefit Program Integrity Awareness Training

- ▶ Participants
- ▶ General
- ▶ Transit Benefit Program Integrity Awareness Training
- ▶ Certificate of Completion



Your progress [i](#)

Announcements

Transit Benefit Program Integrity Awareness Training

The Transit Benefit Program Integrity Awareness Training is a requirement for all participants to enroll within FERC's transit subsidy program. For additional information, please contact the program's manager at TransitBenefitProgram@ferc.gov.

[Click here to launch the Transit Benefit Program Integrity Awareness Training.](#)



Certificate of Completion

Certificate not available until the training above has been completed.