

Safe Streets and Roads for All Implementation Grant

This document is not meant to replace the NOFO. Applicants should follow the instructions in the NOFO to correctly apply for a grant. See the SS4A website for more information: <https://www.transportation.gov/SS4A>

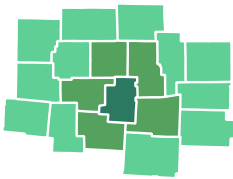
Step 1



Learn about the SS4A Grant Program

- Review the Notice of Funding Opportunity (NOFO).
- Check out [“How to Apply” webinars](#) and other [resources](#).
- Learn more about integrating the Safe System Approach into your eligible Implementation Grant projects and strategies.

Step 2



Decide who will apply

- Confirm that you are [eligible to apply](#).
- Consider whether to apply individually or as part of a joint application with other eligible applicants.


Step 3



Start the process with SAM.gov

- New applicants must obtain a Unique Entity Identifier (UEI).
- Applicants that previously had a DUNS number must confirm UEI.
- Joint Applications chose a single lead applicant with a single UEI.

Step 4



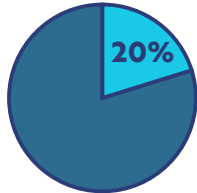
Decide how to implement your plan

- Use your Action Plan to inform your implementation.
- Determine which projects and strategies from your Action Plan to implement as part of this grant.
- Consider also pursuing supplemental action plan activities.



Safe Streets and Roads for All Implementation Grant

Step 5



Identify funding match source

- Required local share of at least 20 percent.
- All matching funds must be from non-Federal sources and may include cash or in-kind, e.g., staff labor on project.
- Details on cost-sharing and match can be found in [2 CFR §200.306](#)

Step 6



Prepare application

- Complete [SF forms](#) (424, 424C, 424D, LLL).
- Prepare response to selection criteria and specify project location(s).
- Use the [Implementation Grant Application Template](#) (optional).
- Complete [Self-Certification Eligibility Worksheet](#).

Step 7



Submit application in Grants.gov

- Review application submittal guidance in [Grants.gov](#).
- Apply to the correct package ID [PKG00274329](#).
- Allot time to troubleshoot technical issues and submit by deadline.
- Contact support@grants.gov or 800-518-4726 for assistance.

Step 8



Receive award notification

- Successful applicants will receive notification through Grants.gov via the lead applicants' contact email.
- Officially accept the award and grant agreement terms.

Grant
Awardees
Only

