

1. ACCESSING THE PARKING BENEFIT WEB APPLICATION VIA LOGIN.GOV

1.1 Logging In

1. Enter the URL: <http://parkingapp.ost.dot.gov>. The Parking System login page is displayed.
2. Enter the username entered when the account was registered in the User Name textbox.
3. Click the **Continue to Login** button. The Login page displays.

Figure 1: Parking System Log In page

1.1.1 Government Employee ID Login

1. Click the **Login** button. An alert message is displayed indicating the participant will be redirected to the Login.gov Authentication page. Click the **OK** button to display the Login.gov page.

Figure 2: Login page

2. Click the [Sign in with your government employee ID](#) link. The PIV/CAC Card sign-in page displays.

Figure 3: Login.gov Login page

3. Make sure your PIV card is inserted into the reader. Click the **Insert your PIV/CAC** button.
4. After a brief pause the Certificate Information page displays. Select your name and click the **OK** button. The ActivClient Login page displays.
5. Enter your PIN number.
6. Click the **OK** button. The Parking Application Website Home page displays.

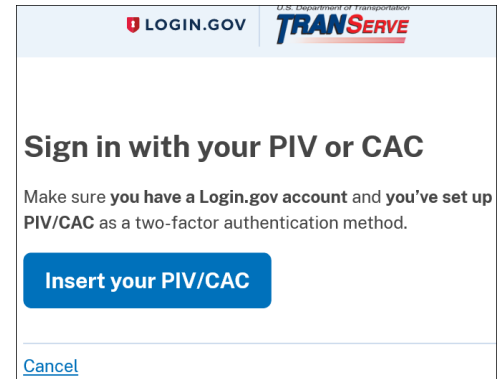


Figure 4: PIV/CAC Card Sign-in page

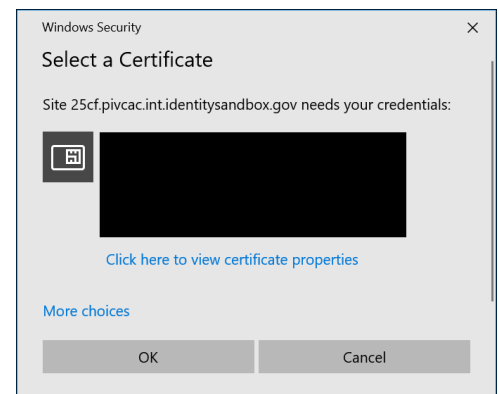


Figure 5: Certificate Information page

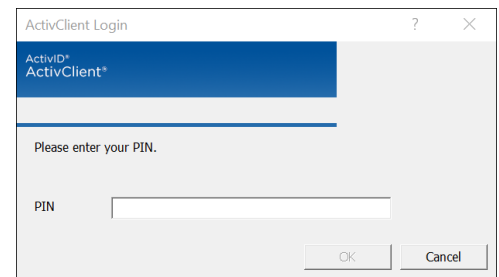


Figure 6: ActivClient Login page

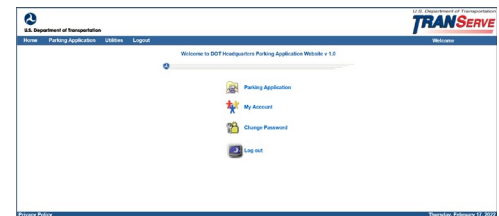


Figure 7: Parking Application Website Home Page

1.1.2 Text or Voice Message Login

1. Click the **LOGIN** button. An alert message is displayed indicating the participant will be redirected to the Login.gov Authentication page. Click the **OK** button to display the Login.gov page.

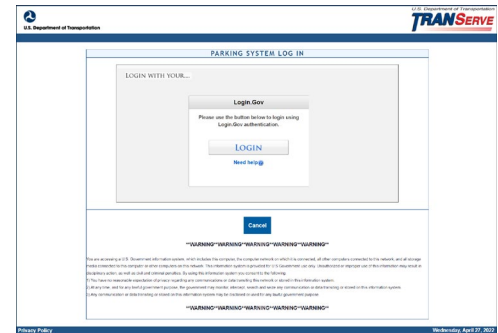


Figure 8: Login page

2. Enter the email address and password used when the Login.gov account was created. Click the **Sign in** button. The Security Code page displays

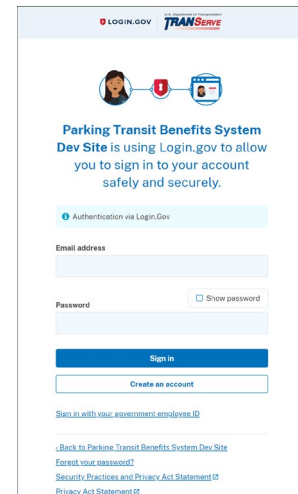


Figure 9: Login.gov page

3. Enter the one-time code and click the **Submit** button. The Parking Application Website Home page displays.

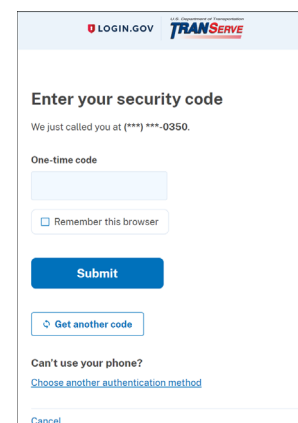


Figure 10: Security Code page



2. LOGIN.GOV HELP

Use the below links to get help with issues while using Login.gov.

- ❖ Enter the following URL to display the Login.gov Contact Us page: <https://www.login.gov/contact/>

Figure 11: Login.gov Contact Us page

- ❖ Enter the following URL to display the Login.gov Help page: <https://www.login.gov/help/>

Figure 12: Login.gov Help page