


Equal Employment Opportunity Data Posted Pursuant to the No Fear Act



Equal Employment Opportunity Data Posted Pursuant to Title III of the Notification and Federal Employee Antidiscrimination and Retaliation Act of 2002 (No FEAR Act), Pub. L. 107-174


| Complaint Activity | Comparative Data | | | | | 2021 thru 3/31 |
|------------------------------|---------------------------|------|------|------|------|----------------------|
| | Previous Fiscal Year Data | | | | | |
| | 2016 | 2017 | 2018 | 2019 | 2020 | |
| Number of Complaints Filed ? | 13 | 6 | 8 | 9 | 15 | 2 |
| Number of Complainants ? | 13 | 6 | 8 | 9 | 15 | 2 |
| Repeat Filers ? | 0 | 0 | 0 | 0 | 0 | 0 |


| <div>Complaints by Basis</div> <div>Note: Complaints can be filed alleging multiple bases. The sum of the bases may not equal total complaints filed.</div> | Comparative Data | | | | | 2021 thru 3/31 |
|---|---------------------------|------|------|------|------|----------------------|
| | Previous Fiscal Year Data | | | | | |
| | 2016 | 2017 | 2018 | 2019 | 2020 | |
| Race | 3 | 1 | 2 | 7 | 9 | 1 |
| Color | 2 | 0 | 3 | 4 | 5 | 0 |
| Religion | 0 | 0 | 0 | 0 | 1 | 0 |
| Reprisal | 8 | 5 | 5 | 5 | 6 | 0 |
| Sex (including complaints filed under Equal Pay Act) | 4 | 1 | 5 | 3 | 6 | 0 |
| National Origin | 1 | 0 | 4 | 0 | 0 | 0 |
| Age | 3 | 2 | 3 | 1 | 10 | 0 |
| Disability | 5 | 1 | 2 | 3 | 5 | 1 |
| NonEEO basis | 0 | 0 | 0 | 0 | 0 | 0 |
| Genetics | 0 | 0 | 0 | 0 | 0 | 0 |
| PDA | 0 | 0 | 0 | 0 | 0 | 0 |

| <div>Complaints by Issues?</div> <div>Note: Complaints can be filed alleging multiple bases. The sum of the bases may not equal total complaints filed.</div> | Comparative Data | | | | | 2021 thru 3/31 |
|--|---------------------------|------|------|------|------|----------------------|
| | Previous Fiscal Year Data | | | | | |
| | 2016 | 2017 | 2018 | 2019 | 2020 | |
| Appointment/Hire | 0 | 2 | 1 | 1 | 1 | 0 |
| Assignment of Duties | 0 | 0 | 1 | 0 | 1 | 0 |
| Awards | 0 | 0 | 0 | 0 | 0 | 0 |
| Conversion to Full Time | 0 | 0 | 0 | 0 | 0 | 0 |
| Disciplinary Action | | | | | | |
| Demotion | 0 | 0 | 0 | 0 | 0 | 0 |
| Reprimand | 0 | 0 | 0 | 0 | 0 | 0 |
| Removal | 0 | 0 | 0 | 0 | 1 | 0 |
| Suspension | 0 | 0 | 1 | 0 | 0 | 0 |
| Other | 0 | 0 | 0 | 0 | 0 | 0 |
| Duty Hours | 0 | 0 | 0 | 0 | 0 | 0 |
| Evaluation/Appraisal | 0 | 2 | 2 | 1 | 4 | 0 |
| Harassment | | | | | | |
| Examination/Test | 0 | 0 | 0 | 0 | 0 | 0 |
| Non-Sexual | 11 | 4 | 7 | 5 | 3 | 2 |
| Sexual | 0 | 0 | 2 | 2 | 0 | 0 |
| Medical Examination | 0 | 0 | 0 | 0 | 0 | 0 |
| Pay Including Overtime | 0 | 0 | 1 | 0 | 0 | 0 |
| Reassignment | | | | | | |
| Promotion/Non Selection | 0 | 0 | 1 | 2 | 5 | 0 |
| Denied | 0 | 0 | 0 | 0 | 0 | 0 |
| Directed | 0 | 0 | 1 | 1 | 1 | 0 |
| Reasonable Accommodation | 2 | 1 | 0 | 1 | 3 | 0 |
| Reinstatement | 0 | 0 | 0 | 0 | 0 | 0 |
| Retirement | 0 | 0 | 1 | 0 | 0 | 0 |
| Termination | 0 | 0 | 1 | 1 | 0 | 0 |
| Terms/Conditions of Employment | 0 | 0 | 0 | 0 | 0 | 0 |
| Time and Attendance | 0 | 0 | 2 | 1 | 0 | 0 |
| Training | 0 | 0 | 2 | 0 | 0 | 0 |

| Processing Time  | Comparative Data | | | | | 2021 thru 3/31 |
|---|---------------------------|--------|--------|--------|--------|----------------------|
| | Previous Fiscal Year Data | | | | | |
| | 2016 | 2017 | 2018 | 2019 | 2020 | |
| Complaints pending (for any length of time) during fiscal year | | | | | | |
| Average number of days in investigation stage | 178.2 | 167.25 | 166.67 | 276.25 | 298.47 | 257.00 |
| Average number of days in final action stage | 84.17 | 47.33 | 40.25 | | 47.75 | |
| Complaints pending (for any length of time) during fiscal year where hearing was requested during fiscal year | | | | | | |
| Average number of days in investigation stage | 198 | 144 | 171.2 | 276.25 | 317.42 | 261.5 |
| Average number of days in final action stage | 41 | 6 | 26.33 | | 26.6 | |
| Complaints pending (for any length of time) during fiscal year where hearing was not requested | | | | | | |
| Average number of days in investigation stage | 158.4 | 237 | 144 | | 273.33 | 248 |
| Average number of days in final action stage | 92.8 | 68 | 82 | | 83 | |

| Complaints Dismissed by Agency  | Comparative Data | | | | | 2021 thru 3/31 |
|--|---------------------------|------|------|------|------|----------------------|
| | Previous Fiscal Year Data | | | | | |
| | 2016 | 2017 | 2018 | 2019 | 2020 | |
| Total Complaints Dismissed by Agency | 2 | 1 | 1 | 0 | 1 | 0 |
| Average days pending prior to dismissal | 34 | 40 | 94 | 0 | 56 | 0 |
| Complaints Withdrawn by Complainants  | | | | | | |
| Total complaints Withdrawn by Complainants | 0 | 0 | 1 | 1 | 2 | 0 |

| Total Final Actions Finding Discrimination  | Comparative Data | | | | | | | | | | 2021 thru 3/31 | |
|--|---------------------------|-------|------|-----|------|-----|------|-----|------|-----|----------------------|-----|
| | Previous Fiscal Year Data | | | | | | | | | | | |
| | 2016 | | 2017 | | 2018 | | 2019 | | 2020 | | | |
| | # | % | # | % | # | % | # | % | # | % | # | % |
| Total Number Findings - Final Action | 1 | | 0 | | 0 | | 0 | | 0 | | 0 | |
| Without Hearing | 0 | 0.0 | 0 | 0.0 | 0 | 0.0 | 0 | 0.0 | 0 | 0.0 | 0 | 0.0 |
| With Hearing | 1 | 100.0 | 0 | 0.0 | 0 | 0.0 | 0 | 0.0 | 0 | 0.0 | 0 | 0.0 |

| <div>Findings of Discrimination Rendered by Basis</div> <div></div> <div><i>Note: Complaints can be filed alleging multiple bases. The sum of the bases may not equal total complaints and findings.</i></div> | Comparative Data(Sec. 1614.705) | | | | | | | | | | 2021 thru 3/31 | |
|---|---------------------------------|-------|------|-----|------|-----|------|-----|------|-----|----------------------|-----|
| | Previous Fiscal Year Data | | | | | | | | | | | |
| | 2016 | | 2017 | | 2018 | | 2019 | | 2020 | | | |
| | # | % | # | % | # | % | # | % | # | % | # | % |
| Total Number Findings | 1 | | 0 | | 0 | | 0 | | 0 | | 0 | |
| Race | 0 | 0.0 | 0 | 0.0 | 0 | 0.0 | 0 | 0.0 | 0 | 0.0 | 0 | 0.0 |
| Color | 0 | 0.0 | 0 | 0.0 | 0 | 0.0 | 0 | 0.0 | 0 | 0.0 | 0 | 0.0 |
| Religion | 0 | 0.0 | 0 | 0.0 | 0 | 0.0 | 0 | 0.0 | 0 | 0.0 | 0 | 0.0 |
| Reprisal | 1 | 100.0 | 0 | 0.0 | 0 | 0.0 | 0 | 0.0 | 0 | 0.0 | 0 | 0.0 |
| Sex (including complaints filed under Equal Pay Act) | 1 | 100.0 | 0 | 0.0 | 0 | 0.0 | 0 | 0.0 | 0 | 0.0 | 0 | 0.0 |
| National Origin | 0 | 0.0 | 0 | 0.0 | 0 | 0.0 | 0 | 0.0 | 0 | 0.0 | 0 | 0.0 |
| Age | 0 | 0.0 | 0 | 0.0 | 0 | 0.0 | 0 | 0.0 | 0 | 0.0 | 0 | 0.0 |
| Disability | 1 | 100.0 | 0 | 0.0 | 0 | 0.0 | 0 | 0.0 | 0 | 0.0 | 0 | 0.0 |
| NonEEO basis | 0 | 0.0 | 0 | 0.0 | 0 | 0.0 | 0 | 0.0 | 0 | 0.0 | 0 | 0.0 |
| Genetics | 0 | 0.0 | 0 | 0.0 | 0 | 0.0 | 0 | 0.0 | 0 | 0.0 | 0 | 0.0 |
| PDA | 0 | 0.0 | 0 | 0.0 | 0 | 0.0 | 0 | 0.0 | 0 | 0.0 | 0 | 0.0 |
| | | | | | | | | | | | | |
| Findings After Hearing | 1 | | 0 | | 0 | | 0 | | 0 | | 0 | |
| Race | 0 | 0.0 | 0 | 0.0 | 0 | 0.0 | 0 | 0.0 | 0 | 0.0 | 0 | 0.0 |
| Color | 0 | 0.0 | 0 | 0.0 | 0 | 0.0 | 0 | 0.0 | 0 | 0.0 | 0 | 0.0 |
| Religion | 0 | 0.0 | 0 | 0.0 | 0 | 0.0 | 0 | 0.0 | 0 | 0.0 | 0 | 0.0 |
| Reprisal | 1 | 100.0 | 0 | 0.0 | 0 | 0.0 | 0 | 0.0 | 0 | 0.0 | 0 | 0.0 |
| Sex (including complaints filed under Equal Pay Act) | 1 | 100.0 | 0 | 0.0 | 0 | 0.0 | 0 | 0.0 | 0 | 0.0 | 0 | 0.0 |
| National Origin | 0 | 0.0 | 0 | 0.0 | 0 | 0.0 | 0 | 0.0 | 0 | 0.0 | 0 | 0.0 |
| Age | 0 | 0.0 | 0 | 0.0 | 0 | 0.0 | 0 | 0.0 | 0 | 0.0 | 0 | 0.0 |
| Disability | 1 | 100.0 | 0 | 0.0 | 0 | 0.0 | 0 | 0.0 | 0 | 0.0 | 0 | 0.0 |
| NONEEO | 0 | 0.0 | 0 | 0.0 | 0 | 0.0 | 0 | 0.0 | 0 | 0.0 | 0 | 0.0 |
| Genetics | 0 | 0.0 | 0 | 0.0 | 0 | 0.0 | 0 | 0.0 | 0 | 0.0 | 0 | 0.0 |
| | | | | | | | | | | | | |
| Findings Without Hearing | 0 | | 0 | | 0 | | 0 | | 0 | | 0 | |
| Race | 0 | 0.0 | 0 | 0.0 | 0 | 0.0 | 0 | 0.0 | 0 | 0.0 | 0 | 0.0 |
| Color | 0 | 0.0 | 0 | 0.0 | 0 | 0.0 | 0 | 0.0 | 0 | 0.0 | 0 | 0.0 |
| Religion | 0 | 0.0 | 0 | 0.0 | 0 | 0.0 | 0 | 0.0 | 0 | 0.0 | 0 | 0.0 |
| Reprisal | 0 | 0.0 | 0 | 0.0 | 0 | 0.0 | 0 | 0.0 | 0 | 0.0 | 0 | 0.0 |
| Sex (including complaints filed under Equal Pay Act) | 0 | 0.0 | 0 | 0.0 | 0 | 0.0 | 0 | 0.0 | 0 | 0.0 | 0 | 0.0 |
| National Origin | 0 | 0.0 | 0 | 0.0 | 0 | 0.0 | 0 | 0.0 | 0 | 0.0 | 0 | 0.0 |
| Age | 0 | 0.0 | 0 | 0.0 | 0 | 0.0 | 0 | 0.0 | 0 | 0.0 | 0 | 0.0 |
| Disability | 0 | 0.0 | 0 | 0.0 | 0 | 0.0 | 0 | 0.0 | 0 | 0.0 | 0 | 0.0 |
| NonEEO basis | 0 | 0.0 | 0 | 0.0 | 0 | 0.0 | 0 | 0.0 | 0 | 0.0 | 0 | 0.0 |
| Genetics | 0 | 0.0 | 0 | 0.0 | 0 | 0.0 | 0 | 0.0 | 0 | 0.0 | 0 | 0.0 |

| | | | | | | | | | | | | |
|--------------------------------|---|-------|---|-----|---|-----|---|-----|---|-----|---|-----|
| Findings After Hearing | 1 | | 0 | | 0 | | 0 | | 0 | | 0 | |
| Appointment/Hire | 0 | 0.0 | 0 | 0.0 | 0 | 0.0 | 0 | 0.0 | 0 | 0.0 | 0 | 0.0 |
| Assignment of Duties | 0 | 0.0 | 0 | 0.0 | 0 | 0.0 | 0 | 0.0 | 0 | 0.0 | 0 | 0.0 |
| Awards | 0 | 0.0 | 0 | 0.0 | 0 | 0.0 | 0 | 0.0 | 0 | 0.0 | 0 | 0.0 |
| Conversion to Full Time | 0 | 0.0 | 0 | 0.0 | 0 | 0.0 | 0 | 0.0 | 0 | 0.0 | 0 | 0.0 |
| Disciplinary Action | | | | | | | | | | | | |
| Demotion | 0 | 0.0 | 0 | 0.0 | 0 | 0.0 | 0 | 0.0 | 0 | 0.0 | 0 | 0.0 |
| Reprimand | 0 | 0.0 | 0 | 0.0 | 0 | 0.0 | 0 | 0.0 | 0 | 0.0 | 0 | 0.0 |
| Suspension | 0 | 0.0 | 0 | 0.0 | 0 | 0.0 | 0 | 0.0 | 0 | 0.0 | 0 | 0.0 |
| Removal | 0 | 0.0 | 0 | 0.0 | 0 | 0.0 | 0 | 0.0 | 0 | 0.0 | 0 | 0.0 |
| Other | 0 | 0.0 | 0 | 0.0 | 0 | 0.0 | 0 | 0.0 | 0 | 0.0 | 0 | 0.0 |
| Duty Hours | 0 | 0.0 | 0 | 0.0 | 0 | 0.0 | 0 | 0.0 | 0 | 0.0 | 0 | 0.0 |
| Evaluation/Appraisal | 0 | 0.0 | 0 | 0.0 | 0 | 0.0 | 0 | 0.0 | 0 | 0.0 | 0 | 0.0 |
| Examination/Test | 0 | 0.0 | 0 | 0.0 | 0 | 0.0 | 0 | 0.0 | 0 | 0.0 | 0 | 0.0 |
| Harassment | | | | | | | | | | | | |
| Non-Sexual | 1 | 100.0 | 0 | 0.0 | 0 | 0.0 | 0 | 0.0 | 0 | 0.0 | 0 | 0.0 |
| Sexual | 0 | 0.0 | 0 | 0.0 | 0 | 0.0 | 0 | 0.0 | 0 | 0.0 | 0 | 0.0 |
| Medical Examination | 0 | 0.0 | 0 | 0.0 | 0 | 0.0 | 0 | 0.0 | 0 | 0.0 | 0 | 0.0 |
| Pay Including Overtime | 0 | 0.0 | 0 | 0.0 | 0 | 0.0 | 0 | 0.0 | 0 | 0.0 | 0 | 0.0 |
| Promotion/Non Selection | 0 | 0.0 | 0 | 0.0 | 0 | 0.0 | 0 | 0.0 | 0 | 0.0 | 0 | 0.0 |
| Reassignment | | | | | | | | | | | | |
| Denied | 0 | 0.0 | 0 | 0.0 | 0 | 0.0 | 0 | 0.0 | 0 | 0.0 | 0 | 0.0 |
| Directed | 0 | 0.0 | 0 | 0.0 | 0 | 0.0 | 0 | 0.0 | 0 | 0.0 | 0 | 0.0 |
| Reasonable Accommodation | 0 | 0.0 | 0 | 0.0 | 0 | 0.0 | 0 | 0.0 | 0 | 0.0 | 0 | 0.0 |
| Reinstatement | 0 | 0.0 | 0 | 0.0 | 0 | 0.0 | 0 | 0.0 | 0 | 0.0 | 0 | 0.0 |
| Retirement | 0 | 0.0 | 0 | 0.0 | 0 | 0.0 | 0 | 0.0 | 0 | 0.0 | 0 | 0.0 |
| Termination | 0 | 0.0 | 0 | 0.0 | 0 | 0.0 | 0 | 0.0 | 0 | 0.0 | 0 | 0.0 |
| Terms/Conditions of Employment | 0 | 0.0 | 0 | 0.0 | 0 | 0.0 | 0 | 0.0 | 0 | 0.0 | 0 | 0.0 |
| Time and Attendance | 0 | 0.0 | 0 | 0.0 | 0 | 0.0 | 0 | 0.0 | 0 | 0.0 | 0 | 0.0 |
| Training | 0 | 0.0 | 0 | 0.0 | 0 | 0.0 | 0 | 0.0 | 0 | 0.0 | 0 | 0.0 |
| User Defined Other | 0 | 0.0 | 0 | 0.0 | 0 | 0.0 | 0 | 0.0 | 0 | 0.0 | 0 | 0.0 |
| Telework | 0 | 0.0 | 0 | 0.0 | 0 | 0.0 | 0 | 0.0 | 0 | 0.0 | 0 | 0.0 |
| Sex - Stereotyping | 0 | 0.0 | 0 | 0.0 | 0 | 0.0 | 0 | 0.0 | 0 | 0.0 | 0 | 0.0 |

| | | | | | | | | | | | | |
|--------------------------------|---|-----|---|-----|---|-----|---|-----|---|-----|---|-----|
| Findings Without Hearing | 0 | | 0 | | 0 | | 0 | | 0 | | 0 | |
| Appointment/Hire | 0 | 0.0 | 0 | 0.0 | 0 | 0.0 | 0 | 0.0 | 0 | 0.0 | 0 | 0.0 |
| Assignment of Duties | 0 | 0.0 | 0 | 0.0 | 0 | 0.0 | 0 | 0.0 | 0 | 0.0 | 0 | 0.0 |
| Awards | 0 | 0.0 | 0 | 0.0 | 0 | 0.0 | 0 | 0.0 | 0 | 0.0 | 0 | 0.0 |
| Conversion to Full Time | 0 | 0.0 | 0 | 0.0 | 0 | 0.0 | 0 | 0.0 | 0 | 0.0 | 0 | 0.0 |
| Disciplinary Action | | | | | | | | | | | | |
| Demotion | 0 | 0.0 | 0 | 0.0 | 0 | 0.0 | 0 | 0.0 | 0 | 0.0 | 0 | 0.0 |
| Reprimand | 0 | 0.0 | 0 | 0.0 | 0 | 0.0 | 0 | 0.0 | 0 | 0.0 | 0 | 0.0 |
| Suspension | 0 | 0.0 | 0 | 0.0 | 0 | 0.0 | 0 | 0.0 | 0 | 0.0 | 0 | 0.0 |
| Removal | 0 | 0.0 | 0 | 0.0 | 0 | 0.0 | 0 | 0.0 | 0 | 0.0 | 0 | 0.0 |
| Other | 0 | 0.0 | 0 | 0.0 | 0 | 0.0 | 0 | 0.0 | 0 | 0.0 | 0 | 0.0 |
| Duty Hours | 0 | 0.0 | 0 | 0.0 | 0 | 0.0 | 0 | 0.0 | 0 | 0.0 | 0 | 0.0 |
| Evaluation/Appraisal | 0 | 0.0 | 0 | 0.0 | 0 | 0.0 | 0 | 0.0 | 0 | 0.0 | 0 | 0.0 |
| Examination/Test | 0 | 0.0 | 0 | 0.0 | 0 | 0.0 | 0 | 0.0 | 0 | 0.0 | 0 | 0.0 |
| Harassment | | | | | | | | | | | | |
| Non-Sexual | 1 | 0.0 | 0 | 0.0 | 0 | 0.0 | 0 | 0.0 | 0 | 0.0 | 0 | 0.0 |
| Sexual | 0 | 0.0 | 0 | 0.0 | 0 | 0.0 | 0 | 0.0 | 0 | 0.0 | 0 | 0.0 |
| Medical Examination | 0 | 0.0 | 0 | 0.0 | 0 | 0.0 | 0 | 0.0 | 0 | 0.0 | 0 | 0.0 |
| Pay Including Overtime | 0 | 0.0 | 0 | 0.0 | 0 | 0.0 | 0 | 0.0 | 0 | 0.0 | 0 | 0.0 |
| Promotion/Non Selection | 0 | 0.0 | 0 | 0.0 | 0 | 0.0 | 0 | 0.0 | 0 | 0.0 | 0 | 0.0 |
| Reassignment | | | | | | | | | | | | |
| Denied | 0 | 0.0 | 0 | 0.0 | 0 | 0.0 | 0 | 0.0 | 0 | 0.0 | 0 | 0.0 |
| Directed | 0 | 0.0 | 0 | 0.0 | 0 | 0.0 | 0 | 0.0 | 0 | 0.0 | 0 | 0.0 |
| Reasonable Accommodation | 0 | 0.0 | 0 | 0.0 | 0 | 0.0 | 0 | 0.0 | 0 | 0.0 | 0 | 0.0 |
| Reinstatement | 0 | 0.0 | 0 | 0.0 | 0 | 0.0 | 0 | 0.0 | 0 | 0.0 | 0 | 0.0 |
| Retirement | 0 | 0.0 | 0 | 0.0 | 0 | 0.0 | 0 | 0.0 | 0 | 0.0 | 0 | 0.0 |
| Termination | 0 | 0.0 | 0 | 0.0 | 0 | 0.0 | 0 | 0.0 | 0 | 0.0 | 0 | 0.0 |
| Terms/Conditions of Employment | 0 | 0.0 | 0 | 0.0 | 0 | 0.0 | 0 | 0.0 | 0 | 0.0 | 0 | 0.0 |
| Time and Attendance | 0 | 0.0 | 0 | 0.0 | 0 | 0.0 | 0 | 0.0 | 0 | 0.0 | 0 | 0.0 |
| Training | 0 | 0.0 | 0 | 0.0 | 0 | 0.0 | 0 | 0.0 | 0 | 0.0 | 0 | 0.0 |
| User Defined Other | 0 | 0.0 | 0 | 0.0 | 0 | 0.0 | 0 | 0.0 | 0 | 0.0 | 0 | 0.0 |
| Religious Accommodation | 0 | 0.0 | 0 | 0.0 | 0 | 0.0 | 0 | 0.0 | 0 | 0.0 | 0 | 0.0 |
| Telework | 0 | 0.0 | 0 | 0.0 | 0 | 0.0 | 0 | 0.0 | 0 | 0.0 | 0 | 0.0 |
| Sex - Stereotyping | 0 | 0.0 | 0 | 0.0 | 0 | 0.0 | 0 | 0.0 | 0 | 0.0 | 0 | 0.0 |

| Pending Complaints Filed in Previous Fiscal Years by Status ? | Previous Fiscal Year Data | | | | | 2021 thru 3/31 |
|---|---------------------------|------|------|------|------|----------------|
| | 2016 | 2017 | 2018 | 2019 | 2020 | |
| Total complaints from previous Fiscal Years | 6 | 13 | 14 | 17 | 19 | 31 |
| Total Complainants | 6 | 12 | 13 | 16 | 19 | 31 |
| Total complaints from previous Fiscal Years | 6 | 13 | 14 | 17 | 19 | 31 |
| Total Complainants | 6 | 12 | 13 | 16 | 19 | 31 |
| Hearing | 5 | 12 | 12 | 15 | 17 | 26 |
| Final Agency Action | 0 | 1 | 1 | 1 | 3 | 3 |
| Investigation | 0 | 0 | 0 | 0 | 0 | 3 |
| Appeal with EEOC Office of Federal Operations | 1 | 0 | 0 | 1 | 0 | 1 |
| Pending Completion Where Investigation Exceeds Required Time Frames | 0 | 0 | 1 | 0 | 7 | 0 |
| Complaint Investigations ? | Previous Fiscal Year Data | | | | | 2021 thru 3/31 |
| | 2016 | 2017 | 2018 | 2019 | 2020 | |
| | | | | | | |