






## Equal Employment Opportunity Data Posted Pursuant to the No Fear Act

Equal Employment Opportunity Data Posted Pursuant to Title III of the Notification and Federal Employee Antidiscrimination and Retaliation Act of 2002 (No FEAR Act), Pub. L. 107-174

Complaint Activity	Comparative Data					2021 thru 3/31
	Previous Fiscal Year Data					
	2016	2017	2018	2019	2020	
Number of Complaints Filed 	6	5	11	8	14	4
Number of Complainants 	6	5	11	8	14	4
Repeat Filers 	0	0	0	0	0	0

Complaints by Basis  Note: Complaints can be filed alleging multiple bases. The sum of the bases may not equal total complaints filed.	Comparative Data					2021 thru 3/31
	Previous Fiscal Year Data					
	2016	2017	2018	2019	2020	
Race	2	3	5	4	4	1
Color	1	1	2	1	1	0
Religion	1	0	0	2	3	0
Reprisal	3	4	5	4	10	3
Sex (including complaints filed under Equal Pay Act)	3	2	11	4	3	0
National Origin	0	0	2	2	2	1
Age	4	2	4	2	3	0
Disability	2	4	7	8	9	3
NonEEO basis	0	0	0	1	0	1
Genetics	0	0	1	0	0	1
PDA	0	0	0	0	0	0



<b>Complaints by Issues</b>  <b>Note: Complaints can be filed alleging multiple bases. The sum of the bases may not equal total complaints filed.</b>	Comparative Data					2021 thru 3/31
	Previous Fiscal Year Data					
	2016	2017	2018	2019	2020	
Appointment/Hire	1	0	0	0	1	0
Assignment of Duties	1	1	3	1	2	1
Awards	1	0	0	0	0	0
Conversion to Full Time	0	0	0	0	0	0
<b>Disciplinary Action</b>						
Demotion	1	0	0	0	0	0
Reprimand	0	0	1	1	1	0
Removal	0	0	1	0	1	0
Suspension	0	1	1	0	1	0
Other	0	1	3	0	0	0
Duty Hours	0	0	1	0	0	0
Evaluation/Appraisal	2	2	2	5	5	2
<b>Harassment</b>						
Examination/Test	0	0	0	0	0	0
Non-Sexual	5	5	10	7	7	1
Sexual	0	0	0	1	0	0
Medical Examination	0	0	0	0	0	0
Pay Including Overtime	0	1	2	1	2	0
<b>Reassignment</b>						
Promotion/Non Selection	3	1	1	4	5	1
Denied	1	0	0	0	0	0
Directed	0	0	0	0	0	0
Reasonable Accommodation	0	4	5	2	4	0
Reinstatement	0	0	0	0	0	0
Retirement	0	0	0	0	0	0
Termination	0	0	1	1	2	1
Terms/Conditions of Employment	1	0	1	0	0	0
Time and Attendance	0	1	1	5	3	1
Training	1	0	2	2	0	0










Pending Complaints Filed in Previous Fiscal Years by Status 	Comparative Data					2021 thru 3/31
	Previous Fiscal Year Data					
	2016	2017	2018	2019	2020	
Total complaints from previous Fiscal Years	17	20	20	27	34	47
Total Complainants	11	13	12	20	26	34
<b>Number complaints pending </b>						
Investigation	0	0	1	1	2	4
Hearing	15	17	16	20	25	30
Final Agency Action	2	2	2	3	7	9
Appeal with EEOC Office of Federal Operations	0	1	1	3	0	4

Complaint Investigations 	Comparative Data					2021 thru 3/31
	Previous Fiscal Year Data					
	2016	2017	2018	2019	2020	
Pending Completion Where Investigation Exceeds Required Time Frames	0	0	1	2	4	2