






The U.S. Department of Transportation (All Operating Administrations)


# Equal Employment Opportunity Data Posted Pursuant to the No Fear Act



Equal Employment Opportunity Data Posted Pursuant to Title III of the Notification and Federal Employee Antidiscrimination and Retaliation Act of 2002 (No FEAR Act), Pub. L. 107-174


Complaint Activity	Comparative Data					2020 thru 6/30
	Previous Fiscal Year Data					
	2015	2016	2017	2018	2019	
Number of Complaints Filed 	348	294	266	271	250	214
Number of Complainants 	323	284	259	262	245	212
Repeat Filers 	8	10	7	9	6	3


Complaints by Basis  <i>Note: Complaints can be filed alleging multiple bases. The sum of the bases may not equal total complaints filed.</i>	Comparative Data					2020 thru 6/30
	Previous Fiscal Year Data					
	2015	2016	2017	2018	2019	
Race	158	102	113	107	100	77
Color	74	42	53	47	56	22
Religion	20	14	19	15	14	10
Reprisal	199	161	152	161	138	113
Sex (including complaints filed under Equal Pay Act)	133	120	118	138	106	80
National Origin	40	29	39	31	31	34
Age	128	109	100	102	86	75
Disability	111	109	78	86	102	68
NonEEO basis	15	10	9	15	12	13
Genetics	4	3	3	4	0	3
PDA	3	1	0	5	4	1


<b>Complaints by Issues</b>  <i>Note: Complaints can be filed alleging multiple bases. The sum of the bases may not equal total complaints filed.</i>	Comparative Data					2020 thru 6/30
	Previous Fiscal Year Data					
	2015	2016	2017	2018	2019	
Appointment/Hire	34	13	13	10	9	6
Assignment of Duties	23	14	29	47	52	37
Awards	7	5	6	9	6	6
Conversion to Full Time	0	0	0	1	0	1
<b>Disciplinary Action</b>						
Demotion	2	1	2	3	3	2
Reprimand	9	3	7	17	18	9
Removal	4	3	5	6	10	3
Suspension	12	11	12	20	17	5
Other	8	4	14	15	1	9
Duty Hours	3	5	8	10	11	3
Evaluation/Appraisal	19	19	39	45	33	36
<b>Harassment</b>						
Examination/Test	6	1	2	4	1	0
Non-Sexual	160	146	151	173	150	122
Sexual	8	10	16	16	13	6
Medical Examination	3	2	4	4	1	0
Pay Including Overtime	10	13	14	26	18	23
<b>Reassignment</b>						
Promotion/Non Selection	87	71	63	79	70	71
Denied	5	4	5	13	11	11
Directed	8	8	11	17	9	6
Reasonable Accommodation	25	31	34	33	37	33
Reinstatement	0	0	2	0	0	0
Retirement	4	11	5	5	6	9
Termination	27	26	25	27	24	28
Terms/Conditions of Employment	10	6	31	37	32	25
Time and Attendance	14	4	16	34	27	17
Training	26	15	22	34	30	17

Processing Time 	Comparative Data										2020 thru 6/30
	Previous Fiscal Year Data										
	2015		2016		2017		2018		2019		
<b>Complaints pending (for any length of time) during fiscal year</b>											
Average number of days in investigation stage	137.87		140.86		166.08		183.7		218.91		293.67
Average number of days in final action stage	41.91		62.45		85.05		56.83		67.37		39.21
<b>Complaints pending (for any length of time) during fiscal year where hearing was requested during fiscal year</b>											
Average number of days in investigation stage	141.31		141.64		158.81		191.18		257.42		291.04
Average number of days in final action stage	35.39		47.95		72.03		51.8		69.86		32.47
<b>Complaints pending (for any length of time) during fiscal year where hearing was not requested</b>											
Average number of days in investigation stage	129.16		139.27		177.62		167.41		211.29		298.06
Average number of days in final action stage	51.04		79.38		98.07		64.69		62.11		51.14

Complaints Dismissed by Agency 	Comparative Data										2020 thru 6/30
	Previous Fiscal Year Data										
	2015		2016		2017		2018		2019		
Total Complaints Dismissed by Agency	92		75		23		36		43		18
Average days pending prior to dismissal	812		15		35		71		76		51
<b>Complaints Withdrawn by Complainants </b>											
Total complaints Withdrawn by Complainants	20		16		15		12		13		15



Total Final Actions Finding Discrimination 	Comparative Data										2020 thru 6/30	
	Previous Fiscal Year Data											
	2015		2016		2017		2018		2019			
	#	%	#	%	#	%	#	%	#	%	#	%
Total Number Findings - Final Action	3		4		0		4		2		0	
Without Hearing	0	0.0	0	0.0	0	0.0	1	25.0	0	0.0	0	0.0
With Hearing	3	100.0	4	100.0	0	0.0	3	75.0	2	100.0	0	0.0


<b>Findings of Discrimination Rendered by Basis</b>   <i>Note: Complaints can be filed alleging multiple bases. The sum of the bases may not equal total complaints and findings.</i>	<b>Comparative Data(Sec. 1614.705)</b>											<b>2020 thru 6/30</b>		
	<b>Previous Fiscal Year Data</b>													
	<b>2015</b>		<b>2016</b>		<b>2017</b>		<b>2018</b>		<b>2019</b>		<b>#</b>			<b>%</b>
	#	%	#	%	#	%	#	%	#	%	#	%	#	%
<b>Total Number Findings</b>	3		4		0		4		2		0			
Race	1	33.3	1	25.0	0	0.0	1	25.0	0	0.0	0	0.0	0	0.0
Color	1	33.3	0	0.0	0	0.0	0	0.0	0	0.0	0	0.0	0	0.0
Religion	0	0.0	0	0.0	0	0.0	0	0.0	0	0.0	0	0.0	0	0.0
Reprisal	2	66.7	3	75.0	0	0.0	3	75.0	2	100.0	0	0.0	0	0.0
Sex (including complaints filed under Equal Pay Act)	0	0.0	3	75.0	0	0.0	1	25.0	2	100.0	0	0.0	0	0.0
National Origin	0	0.0	0	0.0	0	0.0	0	0.0	0	0.0	0	0.0	0	0.0
Age	2	66.7	0	0.0	0	0.0	1	25.0	2	100.0	0	0.0	0	0.0
Disability	1	33.3	3	75.0	0	0.0	0	0.0	1	50.0	0	0.0	0	0.0
NonEEO basis	0	0.0	0	0.0	0	0.0	0	0.0	1	50.0	0	0.0	0	0.0
Genetics	0	0.0	0	0.0	0	0.0	0	0.0	0	0.0	0	0.0	0	0.0
PDA	0	0.0	0	0.0	0	0.0	0	0.0	0	0.0	0	0.0	0	0.0
<b>Findings After Hearing</b>	3		4		0		3		2		0			
Race	1	33.3	1	25.0	0	0.0	0	0.0	0	0.0	0	0.0	0	0.0
Color	1	33.3	0	0.0	0	0.0	0	0.0	0	0.0	0	0.0	0	0.0
Religion	0	0.0	0	0.0	0	0.0	0	0.0	0	0.0	0	0.0	0	0.0
Reprisal	2	66.7	3	75.0	0	0.0	3	100.0	2	100.0	0	0.0	0	0.0
Sex (including complaints filed under Equal Pay Act)	0	0.0	3	75.0	0	0.0	1	33.3	2	100.0	0	0.0	0	0.0
National Origin	0	0.0	0	0.0	0	0.0	0	0.0	0	0.0	0	0.0	0	0.0
Age	2	66.7	0	0.0	0	0.0	1	33.3	2	100.0	0	0.0	0	0.0
Disability	1	33.3	3	75.0	0	0.0	0	0.0	1	50.0	0	0.0	0	0.0
NONNEEO	0	0.0	0	0.0	0	0.0	0	0.0	1	50.0	0	0.0	0	0.0
Genetics	0	0.0	0	0.0	0	0.0	0	0.0	0	0.0	0	0.0	0	0.0
PDA	0	0.0	0	0.0	0	0.0	0	0.0	0	0.0	0	0.0	0	0.0
<b>Findings Without Hearing</b>	0		0		0		1		0		0		0	
Race	0	0.0	0	0.0	0	0.0	1	100.0	0	0.0	0	0.0	0	0.0
Color	0	0.0	0	0.0	0	0.0	0	0.0	0	0.0	0	0.0	0	0.0
Religion	0	0.0	0	0.0	0	0.0	0	0.0	0	0.0	0	0.0	0	0.0
Reprisal	0	0.0	0	0.0	0	0.0	0	0.0	0	0.0	0	0.0	0	0.0
Sex (including complaints filed under Equal Pay Act)	0	0.0	0	0.0	0	0.0	0	0.0	0	0.0	0	0.0	0	0.0
National Origin	0	0.0	0	0.0	0	0.0	0	0.0	0	0.0	0	0.0	0	0.0
Age	0	0.0	0	0.0	0	0.0	0	0.0	0	0.0	0	0.0	0	0.0
Disability	0	0.0	0	0.0	0	0.0	0	0.0	0	0.0	0	0.0	0	0.0
NonEEO basis	0	0.0	0	0.0	0	0.0	0	0.0	0	0.0	0	0.0	0	0.0
Genetics	0	0.0	0	0.0	0	0.0	0	0.0	0	0.0	0	0.0	0	0.0
PDA	0	0.0	0	0.0	0	0.0	0	0.0	0	0.0	0	0.0	0	0.0

Findings of Discrimination Rendered by Issue 	Comparative Data										2020 thru 6/30	
	Previous Fiscal Year Data											
	2015		2016		2017		2018		2019			
	#	%	#	%	#	%	#	%	#	%	#	%
<b>Total Number Findings</b>	3		4		0		4		2		0	
Appointment/Hire	0	0.0	0	0.0	0	0.0	0	0.0	0	0.0	0	0.0
Assignment of Duties	0	0.0	0	0.0	0	0.0	1	25.0	0	0.0	0	0.0
Awards	0	0.0	0	0.0	0	0.0	0	0.0	0	0.0	0	0.0
Conversion to Full Time	0	0.0	0	0.0	0	0.0	0	0.0	0	0.0	0	0.0
<b>Disciplinary Action</b>												
Demotion	0	0.0	0	0.0	0	0.0	0	0.0	0	0.0	0	0.0
Reprimand	1	33.3	0	0.0	0	0.0	0	0.0	0	0.0	0	0.0
Suspension	0	0.0	0	0.0	0	0.0	0	0.0	0	0.0	0	0.0
Removal	0	0.0	0	0.0	0	0.0	0	0.0	0	0.0	0	0.0
Other	0	0.0	1	25.0	0	0.0	1	25.0	0	0.0	0	0.0
Duty Hours	0	0.0	0	0.0	0	0.0	0	0.0	0	0.0	0	0.0
Evaluation/Appraisal	0	0.0	0	0.0	0	0.0	1	25.0	0	0.0	0	0.0
Examination/Test	0	0.0	0	0.0	0	0.0	0	0.0	0	0.0	0	0.0
<b>Harassment</b>												
Non-Sexual	2	66.7	2	50.0	0	0.0	0	0.0	1	50.0	0	0.0
Sexual	0	0.0	0	0.0	0	0.0	0	0.0	0	0.0	0	0.0
Medical Examination	0	0.0	1	25.0	0	0.0	0	0.0	1	50.0	0	0.0
Pay Including Overtime	0	0.0	0	0.0	0	0.0	0	0.0	0	0.0	0	0.0
Promotion/Non Selection	3	100.0	0	0.0	0	0.0	2	50.0	1	50.0	0	0.0
<b>Reassignment</b>												
Denied	0	0.0	0	0.0	0	0.0	0	0.0	0	0.0	0	0.0
Directed	0	0.0	0	0.0	0	0.0	0	0.0	0	0.0	0	0.0
Reasonable Accommodation	2	66.7	1	25.0	0	0.0	0	0.0	1	50.0	0	0.0
Reinstatement	0	0.0	0	0.0	0	0.0	0	0.0	0	0.0	0	0.0
Retirement	0	0.0	0	0.0	0	0.0	0	0.0	0	0.0	0	0.0
Termination	1	33.3	0	0.0	0	0.0	0	0.0	0	0.0	0	0.0
Terms/Conditions of Employment	0	0.0	0	0.0	0	0.0	0	0.0	0	0.0	0	0.0
Time and Attendance	0	0.0	0	0.0	0	0.0	0	0.0	0	0.0	0	0.0
Training	0	0.0	2	50.0	0	0.0	0	0.0	0	0.0	0	0.0
User Defined Other	0	0.0	0	0.0	0	0.0	0	0.0	0	0.0	0	0.0
Sex-Stereotyping	0	0.0	0	0.0	0	0.0	0	0.0	0	0.0	0	0.0
Religious Accommodation	0	0.0	0	0.0	0	0.0	0	0.0	0	0.0	0	0.0
Telework	0	0.0	0	0.0	0	0.0	0	0.0	0	0.0	0	0.0
Sex - Stereotyping	0	0.0	0	0.0	0	0.0	0	0.0	0	0.0	0	0.0
<b>Findings After Hearing</b>	3		4		0		3		2		0	
Appointment/Hire	0	0.0	0	0.0	0	0.0	0	0.0	0	0.0	0	0.0
Assignment of Duties	0	0.0	0	0.0	0	0.0	1	33.3	0	0.0	0	0.0
Awards	0	0.0	0	0.0	0	0.0	0	0.0	0	0.0	0	0.0
Conversion to Full Time	0	0.0	0	0.0	0	0.0	0	0.0	0	0.0	0	0.0
<b>Disciplinary Action</b>												
Demotion	0	0.0	0	0.0	0	0.0	0	0.0	0	0.0	0	0.0
Reprimand	0	0.0	0	0.0	0	0.0	0	0.0	0	0.0	0	0.0

Suspension	0	0.0	0	0.0	0	0.0	0	0.0	0	0.0	0	0.0
Removal	0	0.0	0	0.0	0	0.0	0	0.0	0	0.0	0	0.0
Other	0	0.0	1	25.0	0	0.0	1	33.3	0	0.0	0	0.0
Duty Hours	0	0.0	0	0.0	0	0.0	0	0.0	0	0.0	0	0.0
Evaluation/Appraisal	0	0.0	0	0.0	0	0.0	1	33.3	0	0.0	0	0.0
Examination/Test	0	0.0	0	0.0	0	0.0	0	0.0	0	0.0	0	0.0
<b>Harassment</b>												
Non-Sexual	1	33.3	2	50.0	0	0.0	0	0.0	1	50.0	0	0.0
Sexual	0	0.0	0	0.0	0	0.0	0	0.0	0	0.0	0	0.0
Medical Examination	0	0.0	1	25.0	0	0.0	0	0.0	1	50.0	0	0.0
Pay Including Overtime	0	0.0	0	0.0	0	0.0	0	0.0	0	0.0	0	0.0
Promotion/Non Selection	3	100.0	0	0.0	0	0.0	1	33.3	1	50.0	0	0.0
<b>Reassignment</b>												
Denied	0	0.0	0	0.0	0	0.0	0	0.0	0	0.0	0	0.0
Directed	0	0.0	0	0.0	0	0.0	0	0.0	0	0.0	0	0.0
Reasonable Accommodation	2	66.7	1	25.0	0	0.0	0	0.0	1	50.0	0	0.0
Reinstatement	0	0.0	0	0.0	0	0.0	0	0.0	0	0.0	0	0.0
Retirement	0	0.0	0	0.0	0	0.0	0	0.0	0	0.0	0	0.0
Termination	1	33.3	0	0.0	0	0.0	0	0.0	0	0.0	0	0.0
Terms/Conditions of Employment	0	0.0	0	0.0	0	0.0	0	0.0	0	0.0	0	0.0
Time and Attendance	0	0.0	0	0.0	0	0.0	0	0.0	0	0.0	0	0.0
Training	0	0.0	2	50.0	0	0.0	0	0.0	0	0.0	0	0.0
User Defined Other	0	0.0	0	0.0	0	0.0	0	0.0	0	0.0	0	0.0
Sex-Stereotyping	0	0.0	0	0.0	0	0.0	0	0.0	0	0.0	0	0.0
Religious Accommodation	0	0.0	0	0.0	0	0.0	0	0.0	0	0.0	0	0.0
Telework	0	0.0	0	0.0	0	0.0	0	0.0	0	0.0	0	0.0
Sex - Stereotyping	0	0.0	0	0.0	0	0.0	0	0.0	0	0.0	0	0.0
<b>Findings Without Hearing</b>	0		0		0		1		0		0	
Appointment/Hire	0	0.0	0	0.0	0	0.0	0	0.0	0	0.0	0	0.0
Assignment of Duties	0	0.0	0	0.0	0	0.0	0	0.0	0	0.0	0	0.0
Awards	0	0.0	0	0.0	0	0.0	0	0.0	0	0.0	0	0.0
Conversion to Full Time	0	0.0	0	0.0	0	0.0	0	0.0	0	0.0	0	0.0
<b>Disciplinary Action</b>												
Demotion	0	0.0	0	0.0	0	0.0	0	0.0	0	0.0	0	0.0
Reprimand	0	0.0	0	0.0	0	0.0	0	0.0	0	0.0	0	0.0
Suspension	0	0.0	0	0.0	0	0.0	0	0.0	0	0.0	0	0.0
Removal	0	0.0	0	0.0	0	0.0	0	0.0	0	0.0	0	0.0
Other	0	0.0	1	0.0	0	0.0	0	0.0	0	0.0	0	0.0
Duty Hours	0	0.0	0	0.0	0	0.0	0	0.0	0	0.0	0	0.0
Evaluation/Appraisal	0	0.0	0	0.0	0	0.0	0	0.0	0	0.0	0	0.0
Examination/Test	0	0.0	0	0.0	0	0.0	0	0.0	0	0.0	0	0.0
<b>Harassment</b>												
Non-Sexual	0	0.0	2	0.0	0	0.0	0	0.0	0	0.0	0	0.0
Sexual	0	0.0	0	0.0	0	0.0	0	0.0	0	0.0	0	0.0
Medical Examination	0	0.0	1	0.0	0	0.0	0	0.0	0	0.0	0	0.0
Pay Including Overtime	0	0.0	0	0.0	0	0.0	0	0.0	0	0.0	0	0.0
Promotion/Non Selection	0	0.0	0	0.0	0	0.0	1	100.0	0	0.0	0	0.0
<b>Reassignment</b>												
Denied	0	0.0	0	0.0	0	0.0	0	0.0	0	0.0	0	0.0

Directed	0	0.0	0	0.0	0	0.0	0	0.0	0	0.0	0	0.0
Reasonable Accommodation	0	0.0	1	0.0	0	0.0	0	0.0	0	0.0	0	0.0
Reinstatement	0	0.0	0	0.0	0	0.0	0	0.0	0	0.0	0	0.0
Retirement	0	0.0	0	0.0	0	0.0	0	0.0	0	0.0	0	0.0
Termination	0	0.0	0	0.0	0	0.0	0	0.0	0	0.0	0	0.0
Terms/Conditions of Employment	0	0.0	0	0.0	0	0.0	0	0.0	0	0.0	0	0.0
Time and Attendance	0	0.0	0	0.0	0	0.0	0	0.0	0	0.0	0	0.0
Training	0	0.0	2	0.0	0	0.0	0	0.0	0	0.0	0	0.0
User Defined Other	0	0.0	0	0.0	0	0.0	0	0.0	0	0.0	0	0.0
Sex-Stereotyping	0	0.0	0	0.0	0	0.0	0	0.0	0	0.0	0	0.0
Religious Accommodation	0	0.0	0	0.0	0	0.0	0	0.0	0	0.0	0	0.0
Telework	0	0.0	0	0.0	0	0.0	0	0.0	0	0.0	0	0.0
Sex - Stereotyping	0	0.0	0	0.0	0	0.0	0	0.0	0	0.0	0	0.0

Pending Complaints Filed in Previous Fiscal Years by Status 	Comparative Data					2020 thru 6/30
	Previous Fiscal Year Data					
	2015	2016	2017	2018	2019	
Total complaints from previous Fiscal Years	530	591	605	621	685	787
Total Complainants	426	471	491	509	571	653
Number complaints pending 						
Investigation	97	91	91	96	105	110
Hearing	292	333	382	402	447	446
Final Agency Action	26	31	48	61	66	126
Appeal with EEOC Office of Federal Operations	115	136	84	62	67	48

Complaint Investigations 	Comparative Data					2020 thru 6/30
	Previous Fiscal Year Data					
	2015	2016	2017	2018	2019	
Pending Completion Where Investigation Exceeds Required Time Frames	7	3	15	44	52	48